



DANGEROUS GOODS HANDLER: OPTIONAL ASSESSMENT

Your supervisor may want you to complete this additional assessment to check your understanding of the course materials. You can find out how to answer all these questions within the modules you've done in the Dangerous Goods Handler course.

First name:

Last name:

Company:

Signature:

Assessment date:

Assessor name:

Assessor signature:

Read the questions carefully before choosing your answer.

You may use the guides and documents you downloaded from the course, plus the videos in the course for reference.

Q1. Complete the information required for the following classes and divisions



Name: _____

Class and division: _____

Hazard: _____



Name: _____

Class: _____

Hazard: _____



Name: _____

Class: _____

Hazard: _____



Name: _____

Class: _____

Hazard: _____

Q2. List the five responsibilities of the consignor

Properly _____

Correctly _____



Correctly _____

_____ is provided

_____ is passed to the next person in the _____ chain

Q3. An outer package of DGLQ cannot exceed _____ kgs or _____ kgs if shrink-wrapped or stretch-wrapped

Q4. Circle the correct labels that are used for DGLQ or Consumer Commodities.



Q5. The maximum aggregated weight for small packages is _____ kg or _____ litres

Q6. What are the hazards associated with these HSNO pictograms?



A



B



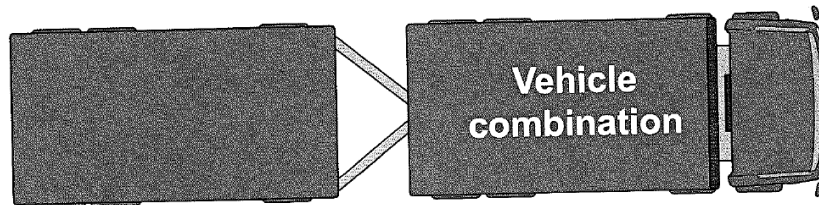

C

A _____

B _____

C _____


Q7. Mark with an X where would you place placards on the following vehicles



Q8. A DG package which is not DGLQ must be labelled and marked with the following.
(Circle the correct answers)

- The primary and if applicable, the subsidiary risk labels
- The consignor's address
- The proper shipping name and UN number
- The carrier's TSL number
- Any special packaging or labelling as required by the rule or other legislation

Q9. Which is the excepted package label?



Q10. If you are consigning a dangerous liquid in a container, does it require orientation markings?

YES / NO

Q11. Complete the dangerous goods declaration, (on the next page) using the information below.

- a. You are the consignor
- b. J Bloggs, 123 Smith Street, Gore is the consignee, 03 2086636
- c. The carrier is TR Driver Training, Dunedin
- d. You are dispatching UN1266 Perfumery Products (with flammable solvents) packing group II
- e. There are two 26 kg cartons that weigh 52 kg (in total)
- f. An HB76 Initial Emergency Response: Guide 14 is available as a reference

If this consignment is DGLQ or CONSUMER COMMODITIES, this must be indicated in the space above.

DANGEROUS GOODS DECLARATION

When completed this form meets the requirements of Section 5.2 (2) of the Land Transport Rule: Dangerous Goods 2005

Consignor: (Name and address)	References:
Telephone No.:	
Consignee:	Carrier:
Telephone No.:	

UN Number	Class(es) or divisions	Proper Shipping Name	Packing Group	Number/type of packages	Gross mass /volume (kg / litres)

Additional Information:

Emergency Telephone No: ()

- NOTES:**
- Where the Proper Shipping Name includes the words 'Not Otherwise Specified' or the letters 'NOS' the Technical Name of the goods must be included in the description.
 - Container and Vehicle Packing Certificates are provided on the reverse of this declaration.
 - Non-dangerous Goods may be included on this declaration but must be listed after the Dangerous Goods.
 - Where Container Vehicle Packing Certificates or Load Plans are not required under the Rule, those sections on the reverse of this declaration can be disregarded.

DECLARATION:

I hereby declare that the information contained in this document is correct and that the contents of this consignment are correctly described and meet all requirements of the Land Transport Rule: Dangerous Goods 2005 in respect to packaging, labelling and marking.

I also accept responsibility for the Container/Vehicle Packing Certificate on the reverse of this form as specified in 5.2 (7) and 5.2 (9) of the Dangerous Goods Rule.

YES / NO / NA

NAME:

ADDRESS:

DATE:

SIGNATURE:

IN AN EMERGENCY DIAL 111 - FIRE OR POLICE

- * Make the vehicle safe and isolate the site. Retrieve DG documents from vehicle and follow any written instructions.
- * Keep the public clear and prevent smoking. Warn traffic.
- * Advise the Emergency Services (through a bystander if necessary). Include DG information.
- * Contain spillages only if you can do so safely and have the appropriate safety equipment.
- * Follow all instructions given by the Police or Fire Service.
- * Advise company management.

Q12. A vehicle / container packing certificate indicates that?

Q13. As you unpack a carton of mixed product including pet food, you discover a small aerosol can with these labels attached, Class 2.1 with class 8 beneath it. Was this packed correctly? Explain your answer



YES/ NO

Q14. What document would you give a driver that can be used as Emergency Response Information?

Q15. You are loading a segregation device with foodstuffs when your supervisor approaches with some fireworks and states that explosives and foodstuffs can be transported together, so load these into the segregation device.

What is your response to your supervisor's statement?

Q16. Segregate the following loads and place it on the vehicles below. Use the vehicle segregation sheet if required. If something is incompatible and can't be loaded, explain why.



PG II




PG I



PG II



PG I



Q17. Complete this scenario

You are the consignor for the following dangerous goods that have been prepared for delivery by your local transport operator, I A Magona Tpt Ltd. The delivery is going to:

Alpha Delta Ltd
3657 Wallnutt Rd
Mt Albert
Ph. 09 634 5467


1. UN 1463, Chromium Trioxide, 5.1, 6.1, 8, PG II, Qty 50kg in 5kg containers
2. UN 2213, Paraformaldehyde, 4.1, PG III, 100kg in 20kg containers
3. UN 2308, Nitrosylsulphuric acid, liquid, 8, PG II, 300ltr in 20ltr containers
4. Plastic food containers, 2 x pallets

Complete the Dangerous Goods Declaration below using yourself as the consignor. You can make up any other information you need to complete any of the required areas.

(emergency number, additional information)

You have an HB76 available if required as a reference.

You also need to segregate the load to fit on this vehicle. You may use segregation devices if needed.



If this consignment is DGLQ or CONSUMER COMMODITIES, this must be indicated in the space above.

DANGEROUS GOODS DECLARATION

When completed this form meets the requirements of Section 5.2 (2) of the Land Transport Rule: Dangerous Goods 2005

Consignor: (Name and address)	References:
Telephone No.:	
Consignee:	Carrier:
Telephone No.:	

UN Number	Class(es) or divisions	Proper Shipping Name	Packing Group	Number/type of packages	Gross mass /volume (kg / litres)

Additional Information:

Emergency Telephone No: ()

- NOTES:**
- Where the Proper Shipping Name includes the words 'Not Otherwise Specified' or the letters 'NOS' the Technical Name of the goods must be included in the description.
 - Container and Vehicle Packing Certificates are provided on the reverse of this declaration.
 - Non-dangerous Goods may be included on this declaration but must be listed after the Dangerous Goods.
 - Where Container Vehicle Packing Certificates or Load Plans are not required under the Rule, those sections on the reverse of this declaration can be disregarded.

DECLARATION:

I hereby declare that the information contained in this document is correct and that the contents of this consignment are correctly described and meet all requirements of the Land Transport Rule: Dangerous Goods 2005 in respect to packaging, labelling and marking.

I also accept responsibility for the Container/Vehicle Packing Certificate on the reverse of this form as specified in 5.2 (7) and 5.2 (9) of the Dangerous Goods Rule.

YES / NO / NA

NAME:

ADDRESS:

DATE:

SIGNATURE:

IN AN EMERGENCY DIAL 111 - FIRE OR POLICE

- * Make the vehicle safe and isolate the site. Retrieve DG documents from vehicle and follow any written instructions.
- * Keep the public clear and prevent smoking. Warn traffic.
- * Advise the Emergency Services (through a bystander if necessary). Include DG information.
- * Contain spillages only if you can do so safely and have the appropriate safety equipment.
- * Follow all instructions given by the Police or Fire Service.
- * Advise company management.

Q18. You've just received the dangerous goods declaration below. On inspection, you notice that there are some areas that are not completed correctly. Circle any areas you think are missing or incorrect.

DGLQ					
If this consignment is DGLQ or CONSUMER COMMODITIES, this must be indicated in the space above.					
DANGEROUS GOODS DECLARATION					
When completed this form meets the requirements of Section 5.2 (2) of the Land Transport Rule: Dangerous Goods 2005					
Consignor: (Name and address)			References:		
Telephone No.: 027 763 9498					
Consignee: JT Chemco Ltd 47 Adam Rd Petone			Carrier: Chipper Transport Ltd.		
Telephone No.: 04 774 369					
UN Number	Class(es) or divisions	Proper Shipping Name	Packing Group	Number/type of packages	Gross mass / volume (kg / litres)
1789	8	Hydrochloric Acid	II	20 x 205ltr Plastic Drums	4100
1263	3	Paint	II	12 x 10 Hr Drums	120'
Additional Information:					
Emergency Telephone No: () 0800 333 777					
NOTES: <ol style="list-style-type: none"> When the Proper Shipping Name includes the words 'Not Otherwise Specified' or the letters 'NOS' the Technical Name of the goods must be included in the description. Container and Vehicle Packing Certificates are provided on the reverse of this declaration. Non-dangerous Goods may be included on this declaration but must be listed after the Dangerous Goods. Where Container Vehicle Packing Certificates or Load Plans are not required under the Rule, those sections on the reverse of this declaration can be disregarded. 					
DECLARATION: I hereby declare that the information contained in this document is correct and that the contents of this consignment are correctly described and meet all requirements of the Land Transport Rule: Dangerous Goods 2005 in respect to packaging, labelling and marking. I also accept responsibility for the Container/Vehicle Packing Certificate on the reverse of this form as specified in 5.2 (7) and 5.2 (9) of the Dangerous Goods Rule.			NAME: Allan Jones ADDRESS: 54 Allbright ST Whangarei DATE: SIGNATURE:		
IN AN EMERGENCY DIAL 111 - FIRE OR POLICE <ul style="list-style-type: none"> * Make the vehicle safe and isolate the site. Retrieve DG documents from vehicle and follow any written instructions. * Keep the public clear and prevent smoking. Warn traffic. * Advise the Emergency Services (through a bystander if necessary). Include DG information. * Contain spillages only if you can do so safely and have the appropriate safety equipment. * Follow all instructions given by the Police or Fire Service. * Advise company management. 					
<small>Motter Drive Services Phone (0) 980 2341, Fax (0) 980 2358 www.motterdrive.co.nz</small>					